

Writing a Review for the Media Catalog

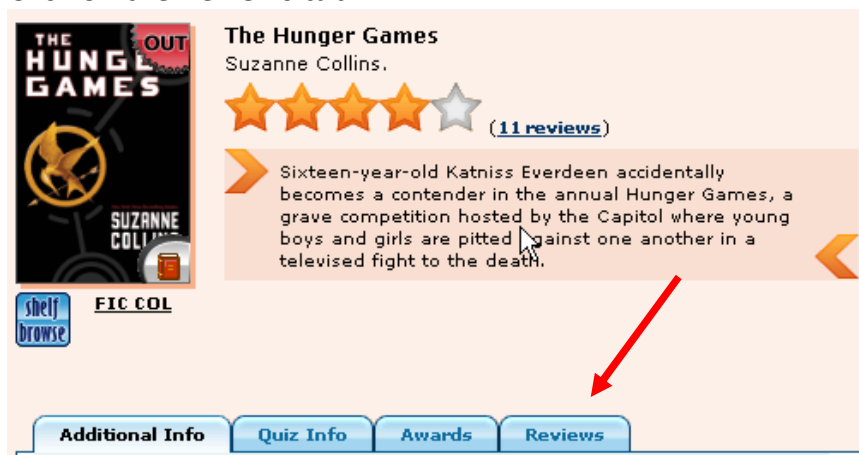
1. Click the **Login** link in the upper right corner of the screen. Enter your user name (student number) and password (birth **month** and birth**day** in four digit format), then click Login.
2. Enter the title of the book you wish to review in the Find box and click Go!




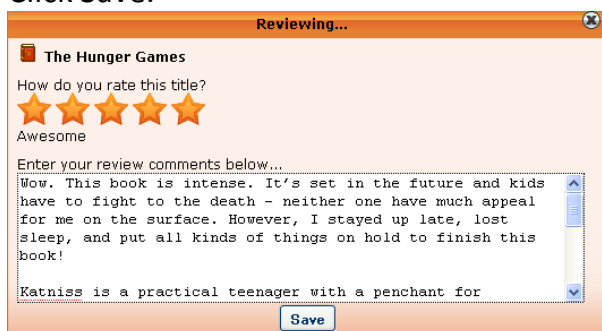
3. When the book cover appears, click on it.



4. Click on the Reviews tab.



5. Click 
6. Click on the star rating and then enter your comments below.
7. Click Save.



Writing Tips: Try to intertwine your opinion of the book with minimal summary of the book. Describe who would like the story, don't give away the ending, and give any personal anecdotes (i.e. "It made me cry.") You can be critical of the writing style, plot, character development, etc. Don't forget to rate it!

8. **CONGRATULATIONS!! You have written a book review! It won't be published immediately, but it should show up within a day.**