

Writing a Review for the Media Catalog

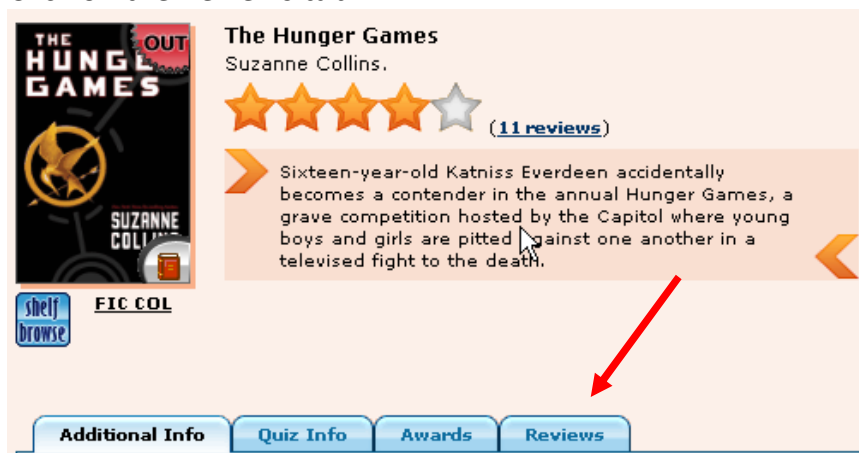
1. Click the **Login** link in the upper right corner of the screen. Enter your user name (student number) and password (birth **month** and birth**day** in four digit format), then click Login.
2. Enter the title of the book you wish to review in the Find box and click Go!




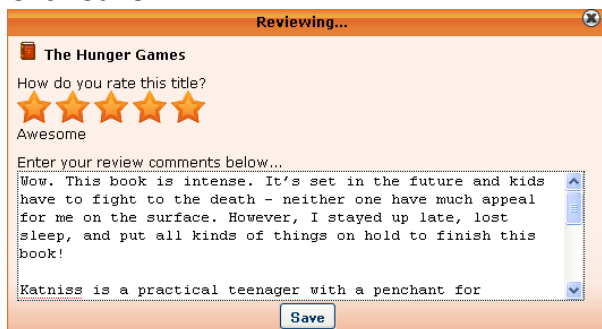
3. When the book cover appears, click on it.



4. Click on the Reviews tab.



5. Click 
6. Click on the star rating and then enter your comments below.
7. Click Save.



8. **CONGRATULATIONS!! You have written a book review!** It won't be published immediately, but it should show up within a day.