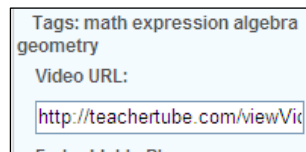


Downloading TeacherTube & YouTube Videos

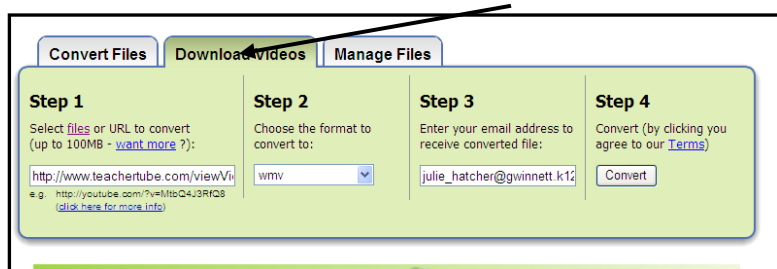
TeacherTube - free website for sharing instructional videos, audios, documents, and images.

1. Go to <http://www.teachertube.com>. You can sign up for an account if you want, but it's not required.

2. Find the video you would like to save, and copy the video URL, do **NOT DOWNLOAD (will get errors)**



3. The file is a .flv file, which does not play well in Windows Media Player. To convert the file, go to www.zamzar.com and click on the Download Videos tab.



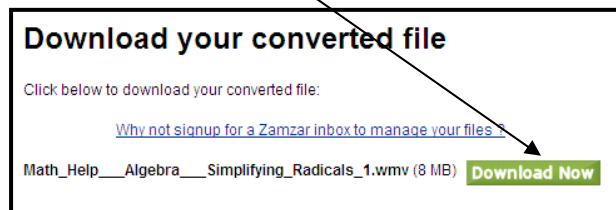
4. In Step 1, paste the copied URL.

5. In Step 2, choose the file format to convert to .wmv format.

6. In Step 3, enter your email address, Zamzar will send a link that you can go to in order to download the file.

7. In Step 4, hit convert and your file will convert into the specified format. You MAY get an "internal processing request" error. Hit OK. It still works.

8. Check your email and click on the link they provide, which will take you back to Zamzar. Once in Zamzar, choose "Download Now" and save your file in your H drive or on the desktop.



9. Once you click on the saved video, it should automatically open in Windows Media Player. Video can be inserted into Windows Movie Maker or PowerPoint as well.

YouTube

1. You need to copy the YouTube URL for the video you wish to use.



2. To convert the file, go to www.zamzar.com and click on the Download Videos tab. (see other side of handout for more screen shots)
4. In Step 1, paste the copied URL.
5. In Step 2, choose the file format to convert to .wmv format.
6. In Step 3, enter your email address, Zamzar will send you a link that you can go to in order to download the file.
7. In Step 4, hit convert and your file will convert into the specified format. You MAY get an "internal processing request" error. Hit OK. It still works.
8. Check your email and click on the link they provide, which will take you back to Zamzar. Once in Zamzar, choose "Download Now" and save your file in your H drive.
9. Once you click on the saved video, it should automatically open in Windows Media Player. Videos can be inserted into Windows Movie Maker or PowerPoint as well.

**All videos shown to students should be submitted to the media committee for approval. Please download the form from <http://www.chhsmediacenter.com/tutorials.html>*